



# UUM

Universiti Utara Malaysia

## "KAD PRIHATIN SISWA" CONSENT GUIDE

1



Login at portal Student UUM at <https://portal.uum.edu.my>

2

Kad Prihatin Siswa Consent (Malaysian Student Only)

[Kad Debit-I MySiswa RHB Consent](#)

Click link at Kad Debit-I Mysiswa RHB Consent at Home Section

3



Kad Prihatin Siswa Consent provided in Malay Language dan English Language. Language mode can be select at language panel

4



Click at RHB consent reference link to activate checkbox at Content Agreement; and display Consent for cross selling, marketing & promotion panel and Agreement button

5



Click at Agreement button



Bahagian Perkhidmatan dan Sokongan Pelajar  
STUDENT SUPPORT AND SERVICES DIVISION (SSSD)  
Universiti Utara Malaysia



EFMD BACHELOR

AMBA ACCREDITED







# UUM

Universiti Utara Malaysia

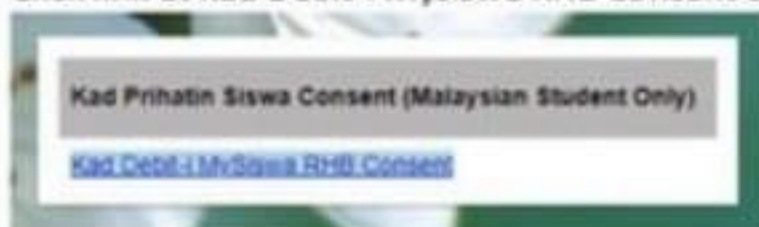


## Kad Prihatin Siswa Consent Guide


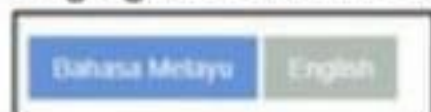
1. Login at portal Student UUM at <https://portal.uum.edu.my>



2. Click link at Kad Debit-I Mysiswa RHB Consent at Home Section



3. Kad Prihatin Siswa Consent provided in Malay Language dan English Language. Language mode can be select at language panel







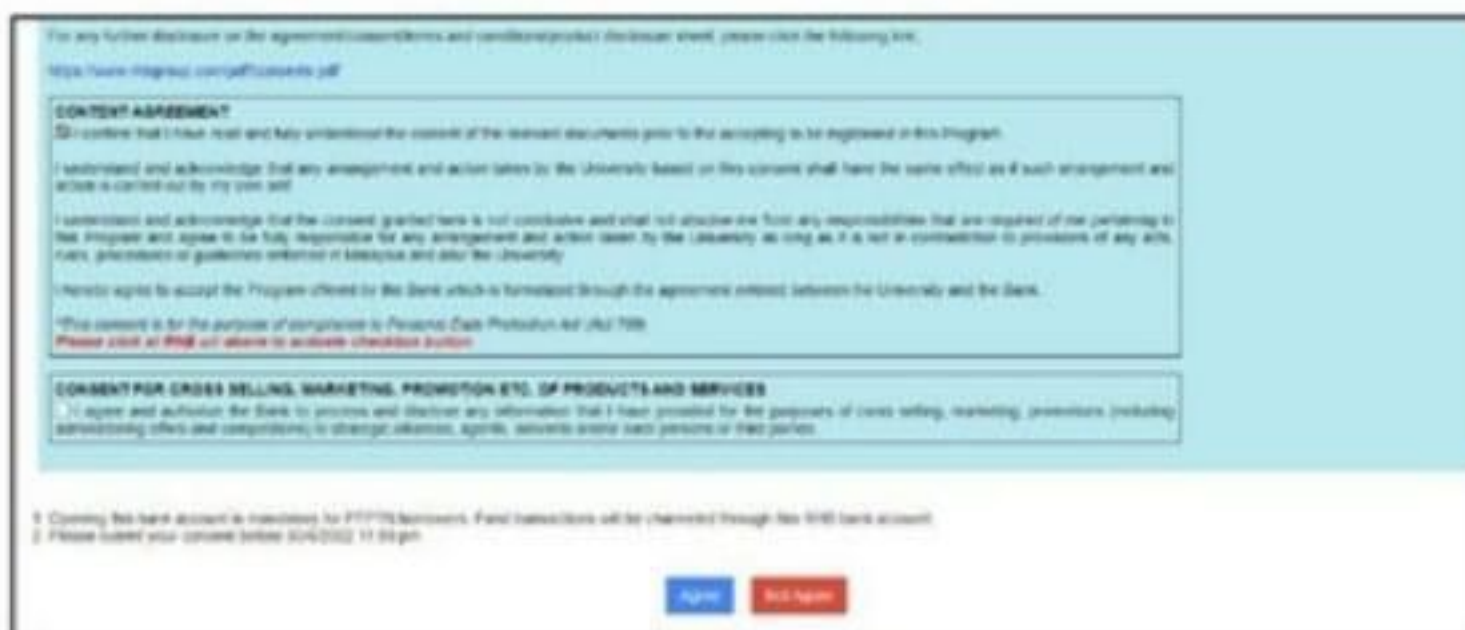
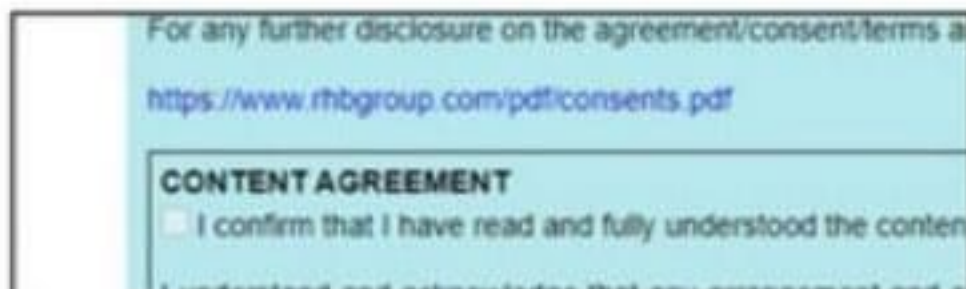
# UUM

Universiti Utara Malaysia

### Kad Prihatin Siswa Consent Guide



- Click at RHB consent reference link to activate checkbox at **Content Agreement**; and display **Consent for cross selling, marketing & promotion panel** and **Agreement** button



Please click at RHB consent reference link.  
DO NOT right click and open in new tab/new window

- Click at **Agreement** button.



Decision record will be display at bottom page and decision can be change until closing date.

